

Understanding & Evaluating C2 Effectiveness by Measuring Battlespace Awareness

Dr. Jean Charles Domerçant
Prof. Dimitri Mavris

19th ICCRTS
6/6/2014



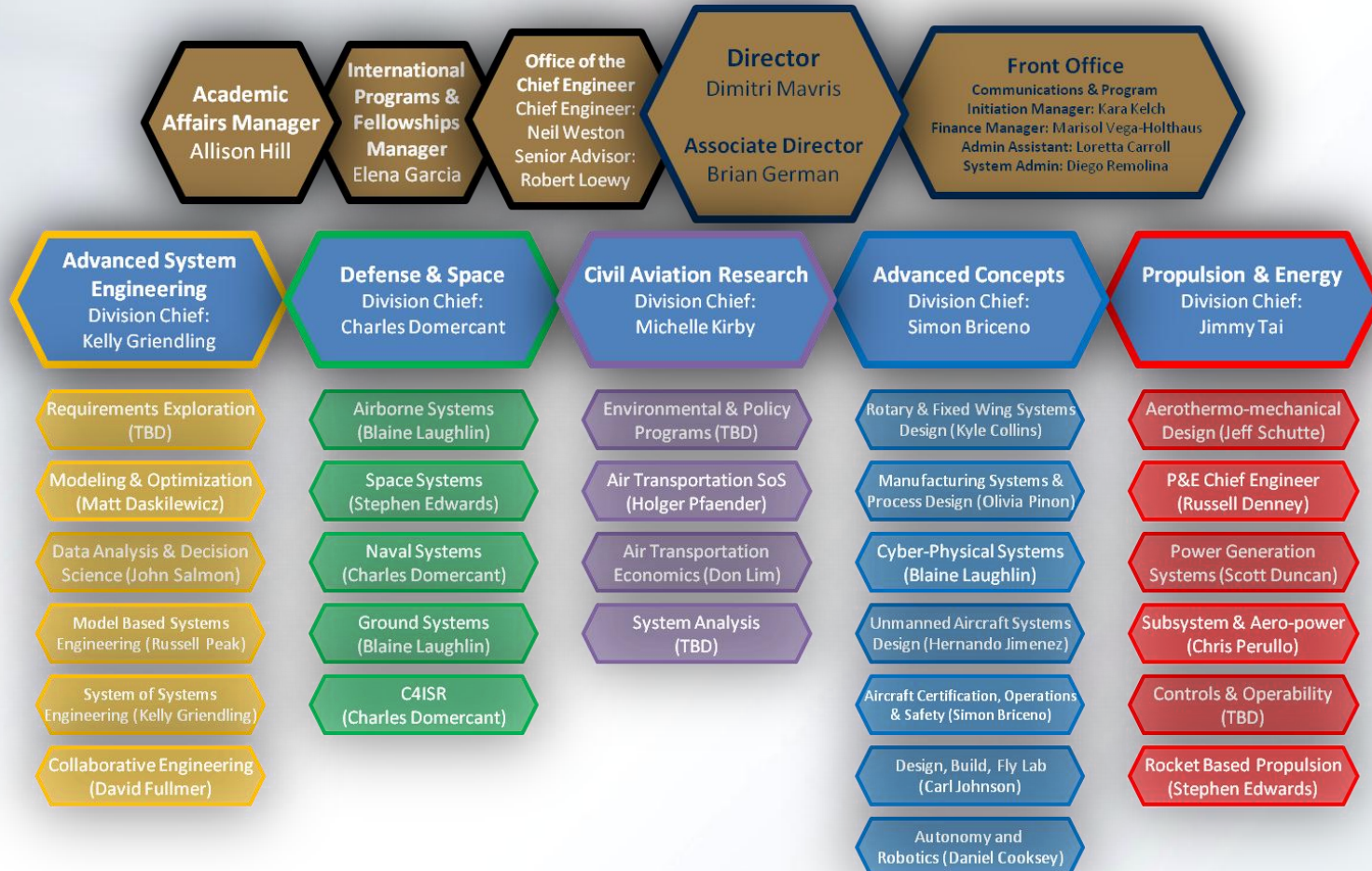
Overview

- Introduction
- Background & Motivation
- Problem Formulation
- Research Objective
- Technical Approach

The basic aim of this research is to answer the question “What does good C2 look like?” from a Modeling & Simulation standpoint for SoS architecting.

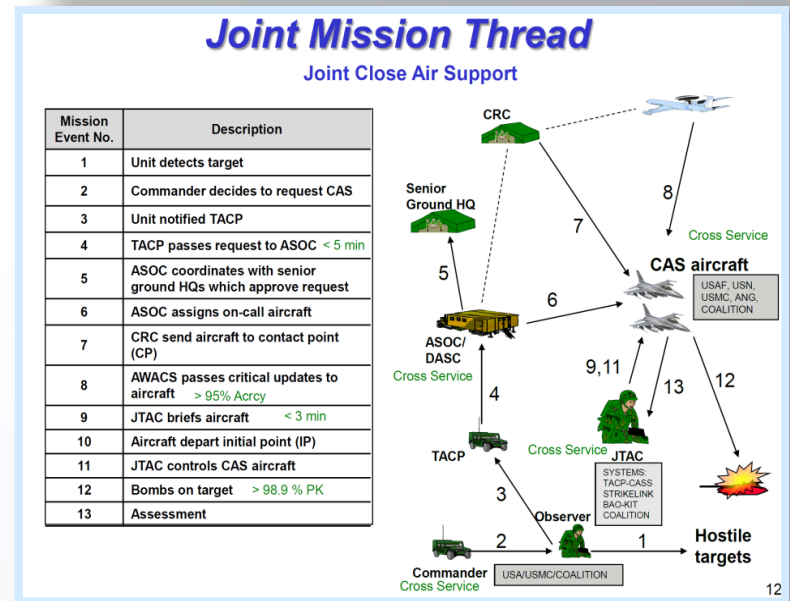
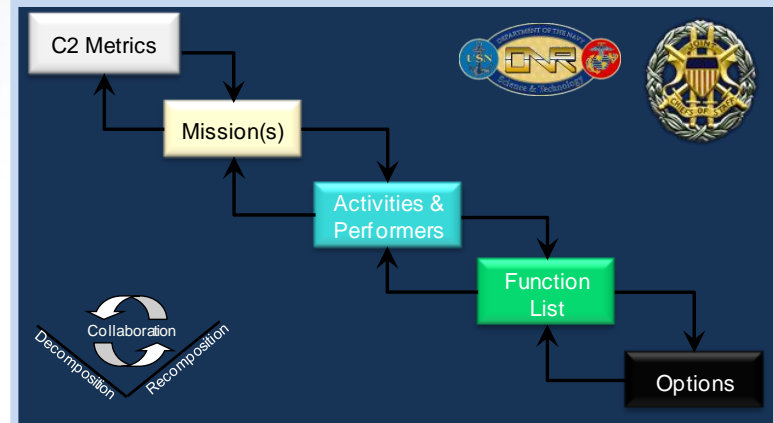
Introduction

ASDL Organization



Background & Motivation

- Previous work (May 2009) with Office of Naval Research & JFCOM/Joint Staff (J6)
 - Development began in May 2009
 - Acquisition standpoint to determine a streamlined yet robust C2 systems portfolio → Visual Command & Control Capabilities Tradeoff Suite (VC3ATS)
 - Primary focus on creating the best mapping of systems to C2 functions:
 - “The quality of C2 should be directly measured by examining how well the functions of C2 have been performed.”¹
 - Essential C2 functions described in more specific mission & system terms
 - USJFCOM Joint Common System Function List (JCSFL) & Joint Mission Threads²
 - System-of-Systems (SoS)/System architecting approach



Background & Motivation

- Developed 3 separate categories of metrics:
 1. **Functional Coverage:** How well are critical C2 functions being performed?
 2. **Functional Allocation:** How many functions are performed by a given C2 system within the portfolio of systems?
 3. **Performance:** How “good” are the C2 systems at ensuring mission success?
 - Official DoD Definition provides only one way to measure performance: Quality = Mission Success^{1,2}
 - A list of 12 Senior Warfighter Forum (SWarF) approved attributes help define a “good” C2 solution³
 - Need exists to transform these attributes into usable metrics to aid decision makers
 - Attributes are properties of the portfolio of systems as a whole → impacts M&S efforts



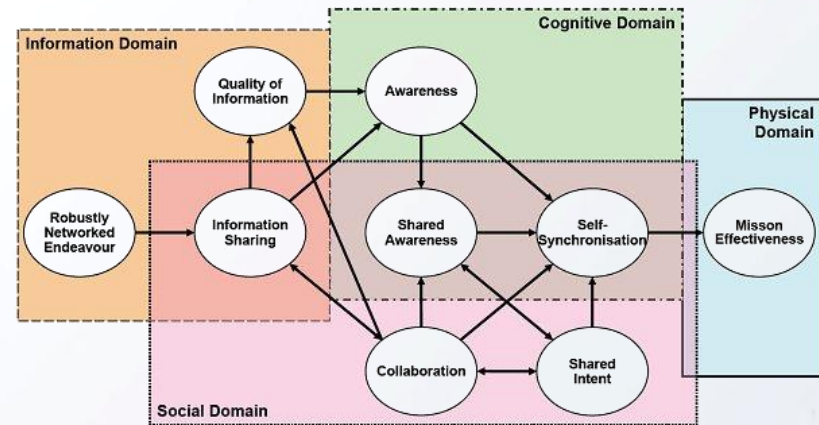
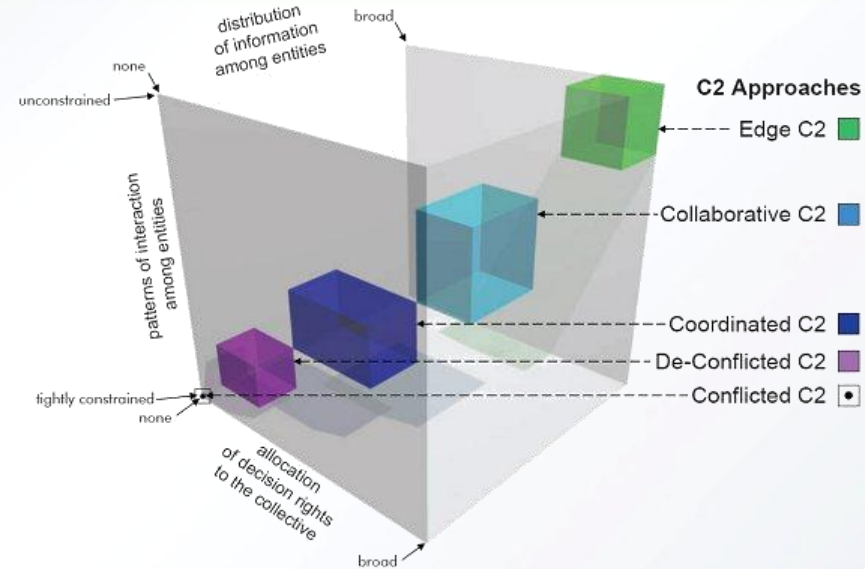
SWarF Approved Attributes

- Interoperability
- Understanding
- Timeliness
- Accessibility
- Simplicity
- Completeness
- Agility
- Accuracy
- Relevance
- Robustness
- Operational Trust
- Security

The C2 portfolio is a complex system-of-systems architecture comprised of many networked systems that must collaborate to ensure mission success within a dynamic threat environment.

Problem Formulation

- Functions can be accomplished in many different ways
 - Differences in **C2 approaches** must be considered as part of SoS architecture
- End goal is to ensure mission success
- The use of mission success as a measure of the “goodness” of C2 is problematic¹:
 - The very definition of the mission is a function of command
 - While C2 may be necessary, it is not sufficient to guarantee mission success, which depends on many factors
 - For example, the availability of appropriate means and the capabilities and behaviors of adversaries and others
- **Research Question: How do we incorporate these factors into the M&S environment to measure C2 performance independent of mission success?**



Images from: http://www.opmexperts.com/nato_opm3.html

Understanding C2: Uncertainty & Time

- “Our efforts to establish effective command and control are shaped by two fundamental factors that define the environment of command and control in every military operation - **uncertainty and time**.”
 - Uncertainty: The difference between what we actually know and what we want to know about any situation
 - “What is reported about the battlefield or the airspace, and the actual fact of the case, may be two entirely different things.” – General Richard H. Ellis, U.S. Air Force (Ret.)
- Information and derived knowledge is both limited and perishable
 - Enemy may take new actions to change the current situation
 - Rapid tempo of modern operations limits the amount of information that can be gathered and processed before having to make another decision
 - If taken to the extreme, the pursuit of more and more information can lead to operational paralysis

“The key to achieving effective command and control will always come down to finding a way to cope with the effects of uncertainty and time.”

Battlespace Awareness

- Battlespace Awareness (BA)¹: Knowledge and understanding of the operational area's environment, factors, and conditions
- Includes the status of:
 - Friendly and adversary forces
 - Neutrals and noncombatants
 - Weather and terrain
- High levels of shared awareness can lead to:
 - Comprehensive and accurate assessments
 - Aids in successfully applying combat power
 - Helps protect the force and/or complete the mission

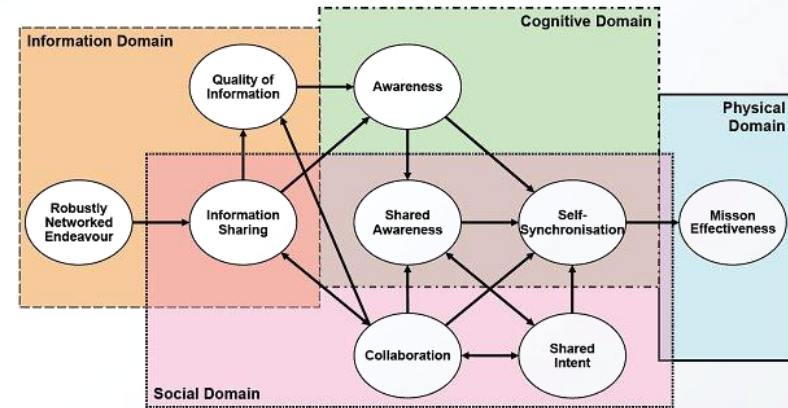
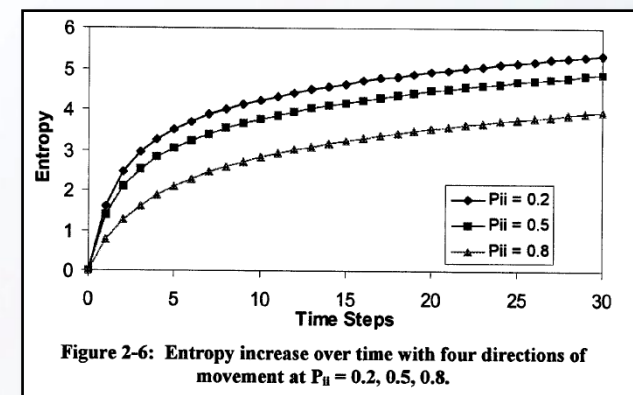



Image from: http://www.opmexperts.com/nato_opm3.html

Establishing and maintaining Battlespace Awareness is crucial to mission success. Measuring BA in terms of uncertainty and time may help in understanding and evaluating C2.

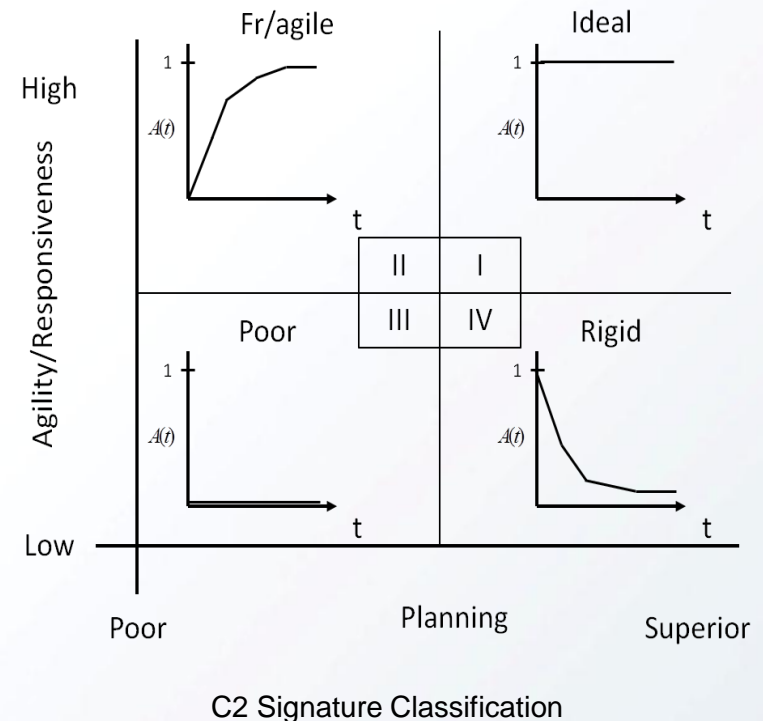
Research Objective

- Conceptual design challenges:
 - Modeling BA in a useful way during conceptual design, with possibly limited system information for C2 system-of-systems architectures
 - Avoiding complex cognitive models of human understanding and reasoning, especially when applied under battlefield conditions
- Research Objectives:
 - Investigate a time-valued information entropy-based method for quantifying battlespace awareness¹
 - Determine how this method can be extended to aid C2 decision makers in understanding and evaluating military C2 effectiveness independent of mission success



Technical Approach: TABS

- Tracking Awareness in the Battlespace during Simulation
- An analytic approach applied to M&S for estimating C2 effectiveness and attributes
 - Utilizes the mathematical theory and concepts of Information Entropy to model Battlespace Awareness
- Provides a way to:
 - Measure the effectiveness of a particular C2 systems architecture and C2 approach
 - Compare & contrast changes in C2 system architecture/C2 approach independent of mission success
 - Helps classify different C2 alternatives according to exhibited C2 characteristics or “C2 Signatures”



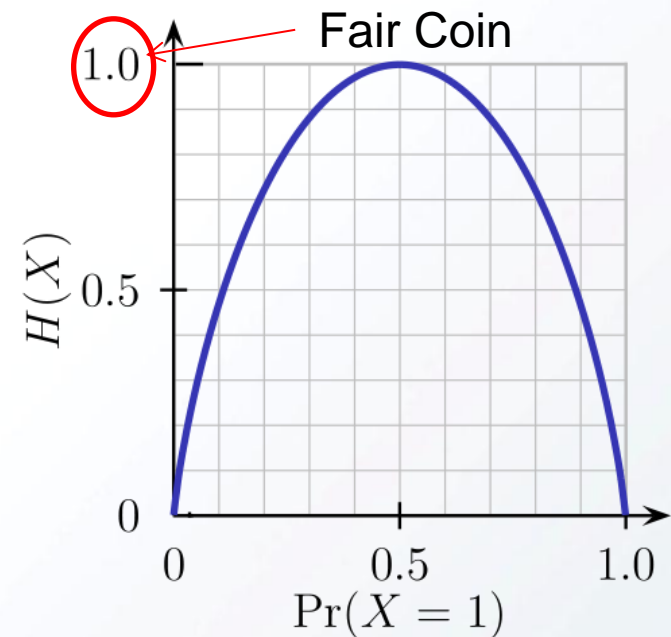
Technical Approach: Information Entropy

- Shannon's Information Entropy:
 - Entropy is a measure of disorder/unpredictability
 - Shannon applied the concept of Entropy to the uncertainty associated with a random variable
 - Quantifies the expected value of the information contained in a message
- Can be applied to discrete or continuous distributions
 - The Normal distribution maximizes the differential entropy for a given variance
 - $x_i = 1/n$ gives maximum entropy for a discrete distribution of n possible outcomes.

Differential form of Information/Shannon Entropy:

$$H(x) = - \int_{-\infty}^{\infty} \ln[f(x)] f(x) dx$$

$$H(X) = - \sum_{i=1}^n p(x_i) \log_b p(x_i); \{x_i : i = 1, \dots, n\}$$



Entropy $H(X)$ (i.e. the expected surprisal) of a coin flip, measured in bits, graphed versus the fairness of the coin $\Pr(X=1)$, where $X=1$ represents a result of Heads and $X=0$ represents a result of Tails.

Image & Caption from: Wikipedia.org

Technical Approach: Information Entropy

Some amount of \$ hidden in one of three locations

$$H(x) = -\sum_{i=1}^n p(x_i) \log_b p(x_i); \{x_i : i = 1, \dots, n\}$$

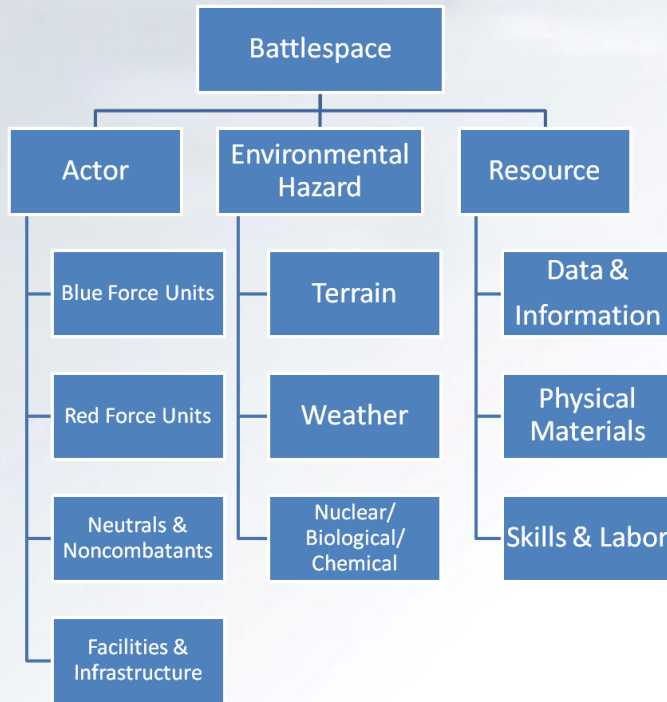


Estimated likelihood money is located behind each specific door

Case #	Door 1 x_1	Door 2 x_2	Door 3 x_3	Entropy $H(X)$ in bits
I	1/3	1/3	1/3	1.585
II	1/10	3/10	6/10	1.2955
III	0	1/2	1/2	1
IV	0	1	0	0

The greater the Entropy, $H(X)$, the greater the amount of uncertainty

Technical Approach: Quantifying Battlespace Awareness



Relevant Battlespace Objects & Features

Example Actor State Properties

$$S_i^A(t) = \begin{bmatrix} \text{Location} \\ \text{Threat ID} \\ \text{Type} \\ \text{Operational Level} \end{bmatrix}$$

(Red, Blue, Neutral/Noncombatant)
(Aircraft, Tank, Facilities/ Infrastructure)
(Fully operational, disabled, destroyed/neutralized)

Examples

Example Environmental Hazard State Properties

$$S_i^H(t) = \begin{bmatrix} \text{Location} \\ \text{Type} \\ \text{Hazard Level} \end{bmatrix}$$

(Terrain, Weather, NBC)
(Low, Medium, High)

Example Resource State Properties

$$S_i^R(t) = \begin{bmatrix} \text{Sender} \\ \text{Receiver} \\ \text{Type} \end{bmatrix}$$

(Specific actors within the Battlespace)
(Data Link: Payload Control, Jet Fuel, Senior Watch Personnel, etc.)

- Each Battlespace Feature can be represented by a State Matrix, $S_i(t) \rightarrow$ Discrete Probability Distribution
- The State Matrix is composed of relevant variables critical to decision making within the context of military operations
- “Total awareness” of the Battlespace means having complete certainty with respect to each State Matrix variable at a certain point in time

Technical Approach: Quantifying Battlespace Awareness

$$H(X) = -\sum_{i=1}^n p(x_i) \log_b p(x_i); \{x_i : i = 1, \dots, n\}$$

$$U = H(X)_{\max} = \log_b(n_o)$$

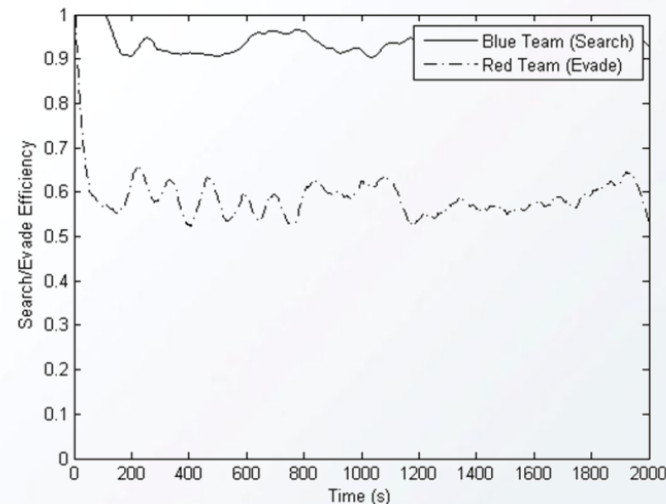
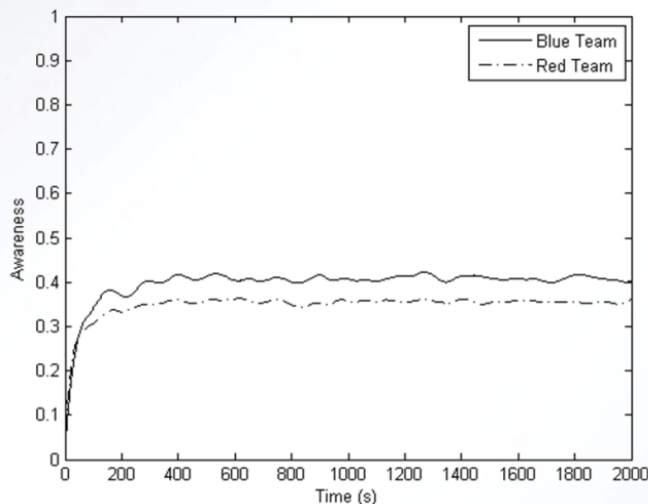
n_o = maximum number of possible outcomes

n = number of non-zero possible outcomes

Quantifying Threat ID Awareness	Red Unit x1	Blue Unit x2	Neutral x3	U bits	H(X) bits	A(t)
Case 1 (Max Uncertainty)	1/3	1/3	1/3	1.585	1.585	0
Case 2 (Intermediate)	1/4	3/4	0	1.585	0.8113	0.4881
Case 3 (Max Certainty)	1	0	0	1.585	0	1



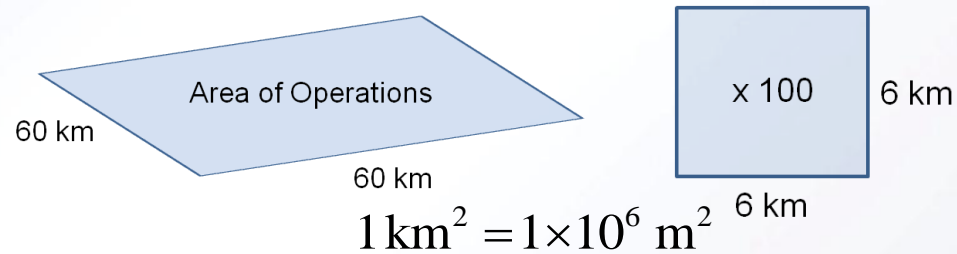
$$0 \leq A(t) = 1 - \frac{H(X)}{U} \leq 1$$



Technical Approach: Quantifying Battlespace Awareness

- Quantifying the uncertainty due to location within the battlespace requires also taking into account:
 - Area & Resolution
 - Speed & Direction
- The battlespace can be divided up into smaller areas, selecting units of area small enough to describe all resolutions with values greater than one¹
- The probability of locating an object within a cell can be assigned to individual cells
- Over time, the target location may change, increasing the number of cells assigned a non-zero probability, resulting in increased entropy → “Diffusion Model¹”

$$H(X) = \left[- \sum_{i=1}^n p(x_i) \log_b p(x_i) \right] + \log_b(A_R) \{x_i : i = 1, \dots, n\}$$



$$U = H(X)_{\max} = \log_b(n_o) + \log_b(A_{\text{Total}})$$

$$U = H(X)_{\max} = \log_2(100) + \log_2(3,600E6 \text{ m}^2) = 38.39$$

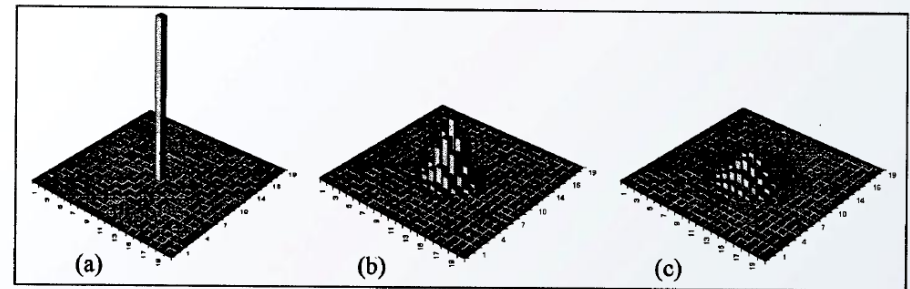
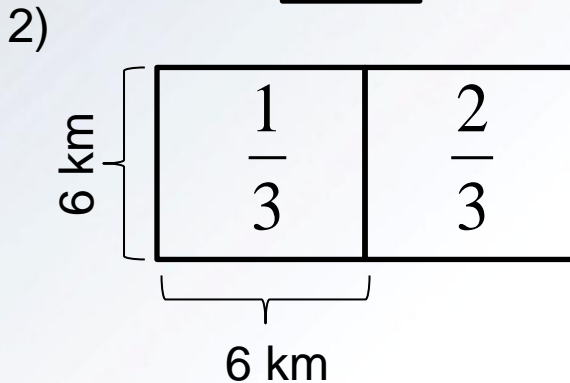
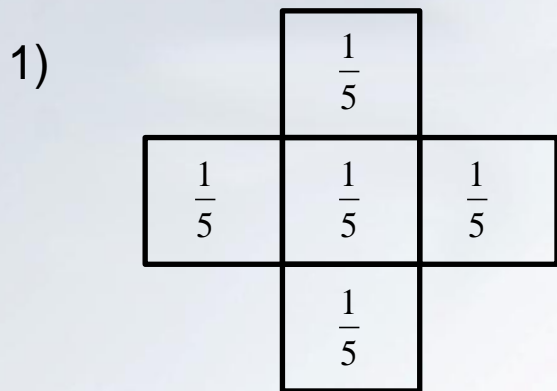


Figure 2-5: Probability that a moving target is located in a particular cell after (a) 0, (b) 10, and (c) 20 time steps. Probability is indicated along the vertical axis.

Technical Approach: Quantifying Battlespace Awareness



Quantifying Location Awareness	U bits	H(X) bits	A(t)
Case 1: Undetected in Wide Search Area ($A_R = 180 \text{ km}^2$)	38.39	29.74	0.23
Case 2: Undetected in Narrower Search Area ($A_R = 72 \text{ km}^2$)	38.39	27.02	0.30
Case 3a: Positive Detection ($A_R = 10 \text{ m}^2$)	38.39	3.32	0.91
Case 3b: Positive Detection ($A_R = 1 \text{ m}^2$)	38.39	0	1

$$H(X) = \left[- \sum_{i=1}^n p(x_i) \log_b p(x_i) \right] + \log_b (A_R); \{x_i : i = 1, \dots, n\}$$

A_R = Resolution (Units of Area)

Technical Approach: Analysis of C2 Signatures

- Signature Analysis:
 - Awareness profile of each unit over time
 - Overall awareness profile of the system as a whole
 - Changes in C2 performance with changes in C2 approach or changes to included systems & system performance
- Summary statistics can be used (mean, median, mode, standard deviation, etc.)
 - How even/uneven is the distribution of awareness across units?
 - Does the awareness of a particular unit(s) seem to contribute more (or less) to overall mission success and why? → determining impact of “weak links”, drop in capability from removing key units, etc.
 - Is there an average awareness “threshold” that must be achieved for mission success?
 - Does the C2 signature change significantly under different circumstances → robustness

Technical Approach: Shared Awareness

- Other aspects of Network Centric Operations can be modeled and investigated as well
 - Size and Complexity of information sharing architecture
 - Network Latency
 - Connectivity
 - Bandwidth
 - Experiments can be conducted to determine impact on Battlespace Awareness and therefore C2 effectiveness


Technical Approach: Shared Awareness

- Measuring entropy gives a sense of “Expected Surprise”
- This measure of entropy is based on one’s own beliefs that are then translated into a probability distribution
- Actual battlespace conditions may vary significantly, leading to “Unexpected Surprise”
- This also provides the opportunity to incorporate and view the effects of deception & misconceptions within the modeling & simulation (M&S) environment
- The impact of information sharing on BA should also be addressed

Technical Approach: Unexpected Surprise

Blue Force believes the following probabilities depict the location of a Red Unit within the battlespace:

0	0	$\frac{1}{3}$
0	0	$\frac{1}{3}$
0	0	$\frac{1}{3}$



However, the Red Unit managed to slip detection and is not located where Blue Force expects:

0	0	0
0	0	0
1	0	0

At this point in time, if Blue Forces were to encounter the Red Unit in the Southwest corner of the battlespace, the amount of unexpected surprise, Δ , can be measured as the difference in probabilities assigned to that cell.

Technical Approach: Unexpected Surprise

I) Blue Force belief:

0	0	$\frac{1}{3}$
0	0	$\frac{1}{3}$
0	0	$\frac{1}{3}$

Vs.

Actual:

0	0	0
0	0	0
1	0	0

Δ for Event in SW Cell:

$$\Delta = 1 - 0 = 1$$

II)

Blue Force belief:

$\frac{1}{9}$	$\frac{1}{9}$	$\frac{1}{9}$
$\frac{1}{9}$	$\frac{1}{9}$	$\frac{1}{9}$
$\frac{1}{9}$	$\frac{1}{9}$	$\frac{1}{9}$

Vs.

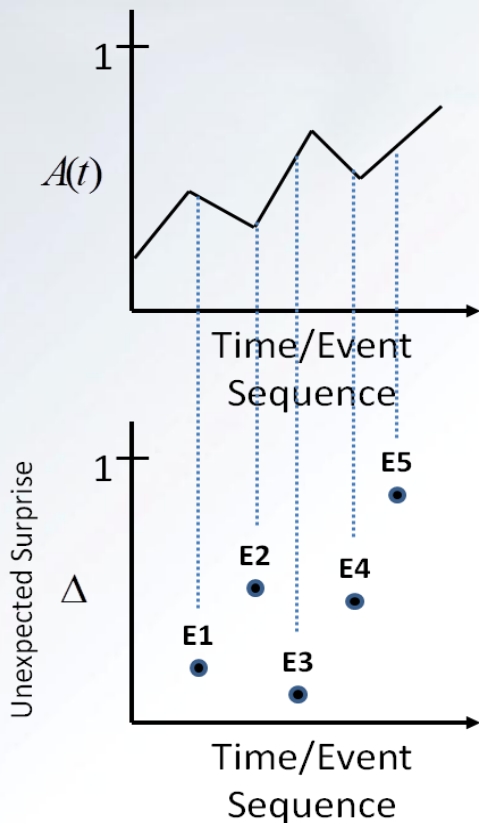
Actual:

0	0	0
0	0	0
1	0	0

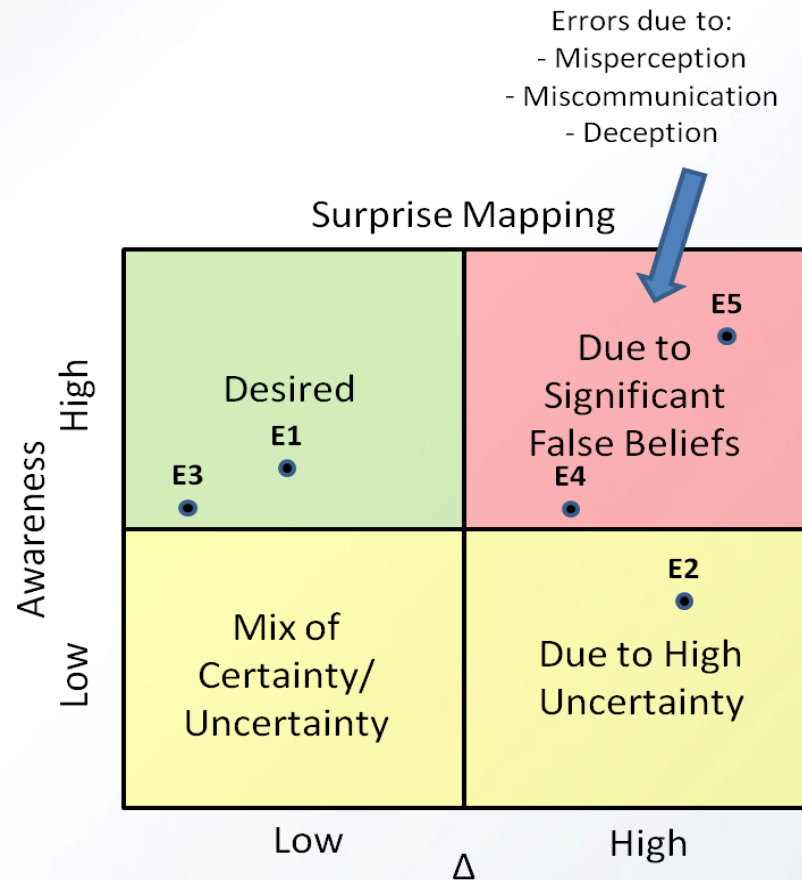
Greater overall uncertainty,
but less unexpected surprise

$$\Delta = 1 - \frac{1}{9} = \frac{8}{9} = 0.89$$

Technical Approach: Unexpected Surprise

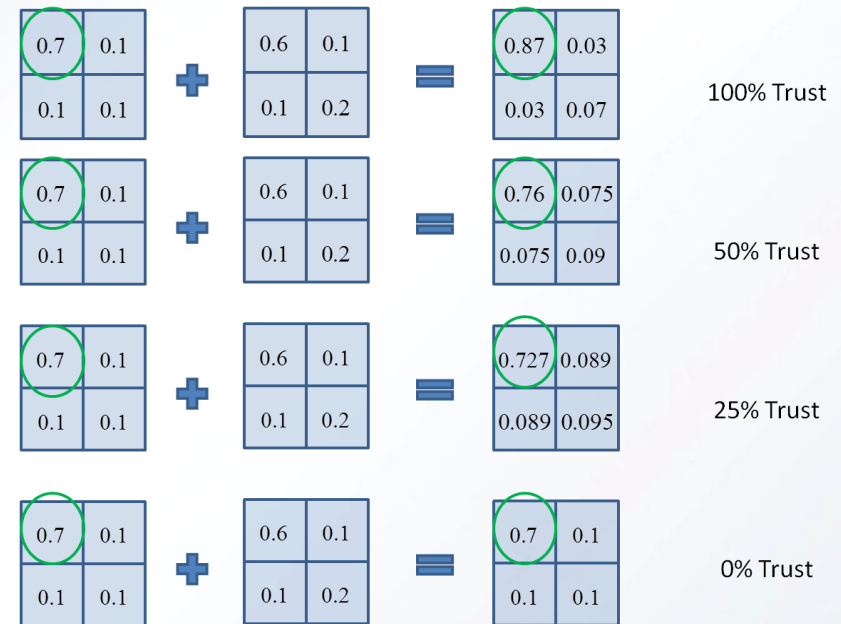


Each point represents an Event (E) occurring within the battlespace



Technical Approach: Incorporating Trust

- Shared information may confirm or conflict with previously held beliefs
 - Quantifying this aspect may require the use of approaches such as Bayesian methods or Kalman filtering
 - Trust may also be an issue and may need to be incorporated into the model as well
- Bayes' theorem provides a method to show how *new information* can be properly used to update or revise an existing set of probabilities
- Revised probabilities are based on *posterior probabilities*, $P(A_i)$, that are updated based on a conditional event B



Modeling confirming information with varying levels of trust.

$$P(A_i | B) = \frac{P(A_i)P(B | A_i)}{\sum_{j=1}^n P(A_j)P(B | A_j)}$$

Summary

- TABS provides a set of analyses for answering the question: “What does good C2 look like?”
- Utilizes and extends a time-valued information entropy-based method for quantifying battlespace awareness
- Goal is to aid decision makers in acquiring the best portfolio of C2 systems to ensure mission effectiveness
- Provides a means of evaluating C2 effectiveness independent of mission success